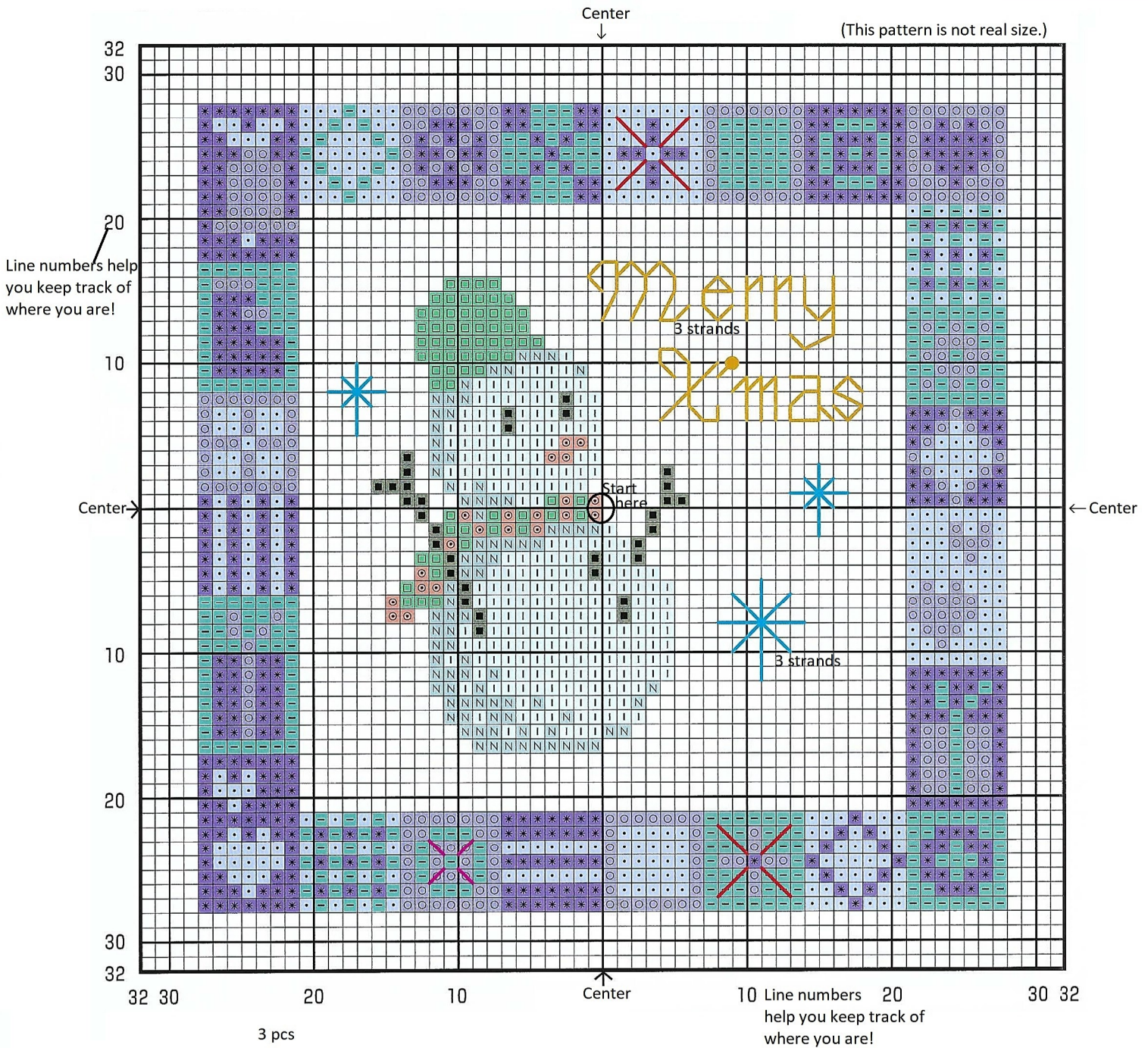




X-81 Snow Man



■ Cross stitch : All 2 strands

Symbol	糸番号	色名	材料本数 (1m/1本)
	186(2 strands)	Orange	1 piece
	254 (2 strands)	Emerald green	1 piece
	3050 (2 strands)	Light blue	3 pcs
	3052 (2 strands)	Blue	3 pcs
	383 (2 strands)	Light aqua	2 pcs
	3835 (2 strands)	Aqua	1 piece
	391 (2strands)	Blue green	3 pcs
	488 (2strands)	Black	1 piece
	645 (2strands)	Dark blue	4 pcs

■ Back stitch

方眼図記号	糸番号	色名	材料本数 (1m/1本)	使用部分
	391 (2 strands)	Blue green	—	Square pattern
	645 (3 strands)	Dark blue	—	Word
	645 (2strands)	Dark blue	—	Square pattern
	S105 (3 strands)	Platinum-light	1 piece	Snow

■ French knot stitch Twice winding in this kit

方眼図記号	糸番号	色名	使用部分
	645 (3 strands)	Dark blue	Word



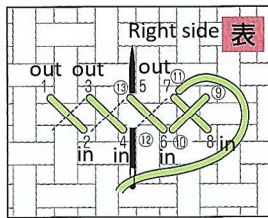
Stitches used in this kit

How to stitch a cross-stitch

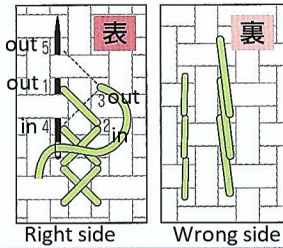
Stitch so that the threads that cross over
 are always aligned in the same direction.

in: Insert needle
 out: Put out the needle

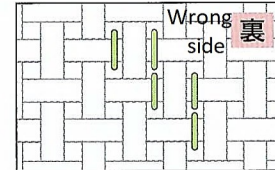
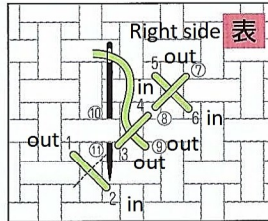
When stitching sideways



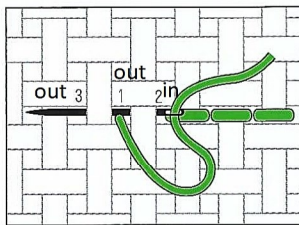
When stitching vertically



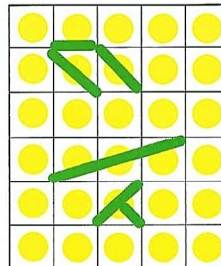
When stitching diagonally



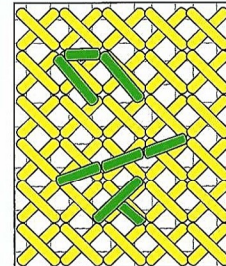
How to stitch a back stitch



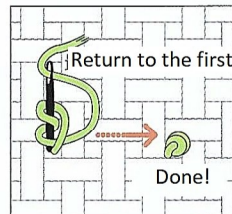
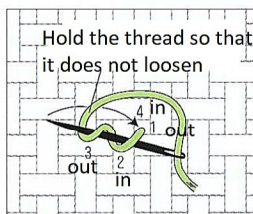
[Symbol diagram]



[Stitch up]



How to stitch a French knot



Tip: Twice winding in this kit