


ラメ糸輝く  
**クリスマス**  
 CHRISTMAS STITCH **ステッチ**

X-88 Santa & Tree



\*11-CT 4 strands  
 □ Symbol, Embroidery thread, Comparison table

方眼図記号	糸番号	色名	糸量
◊	103	Pink	1 piece
●	140	Beige	1 piece
■	233	Green	4 pcs
△	3705	Aqua	1 piece
■	416	Black	1 piece
□	483	Gray	1 piece
+	541	Yellow	2 pcs
○	701	Red	1 skein
■	736	Light brown	1 piece
■	739	Brown	1 piece
▲	S102	Shiny red	1 piece
✳	S107	Gold	1 piece

■ Back stitch : 2 strands

方眼図記号	糸番号	色名	使用部分	糸量
—	701	Red	Santa claus moeth ribbon	—
—	S102	Shiny red	Gift ribbon	—

■ French knot : 2 strands

方眼図記号	糸番号	色名	使用部分	糸量
●	416	Black	Santa Claus eyes	—

\*Please make sure you have all threads listed before you start!  

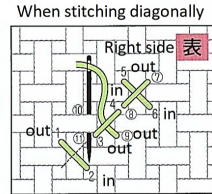
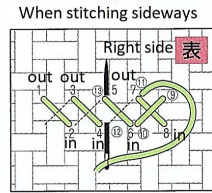
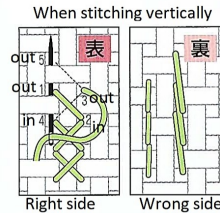
Embroidery thread	Total number	1 skein 15pcs
-------------------	--------------	---------------

Stitches used in this kit

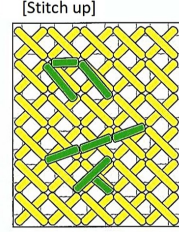
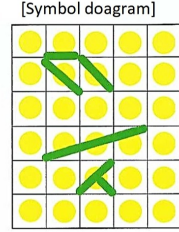
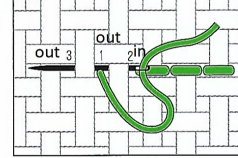
How to stitch a cross-stitch

Stitch so that the threads that cross over  
 ✕ are always aligned in the same direction.

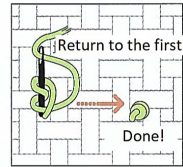
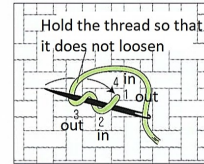
in: Insert needle  
 out: Put out the needle



How to stitch a back stitch



How to stitch a French knot



Tip: Twice winding in this kit